

Submitting Pre-Recorded Presentations

ASOR's Annual Meeting 2021

Chicago November 17-20 | Virtual December 9-12



asor
ANNUAL MEETING 2021

Beginning the Submission Process



Registrants are required to login with their registered email when viewing the Schedule or when submitting a pre-recorded presentation or poster for the first time.

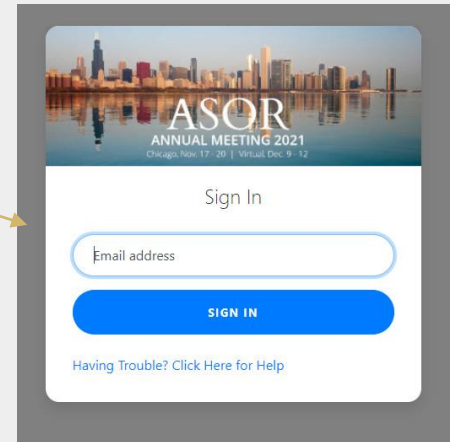


HOME LOGIN ANNUAL MEETING 2021 ▾ FOA WEBINARS ▾ ANNUAL MEETING 2020 SPONSORS



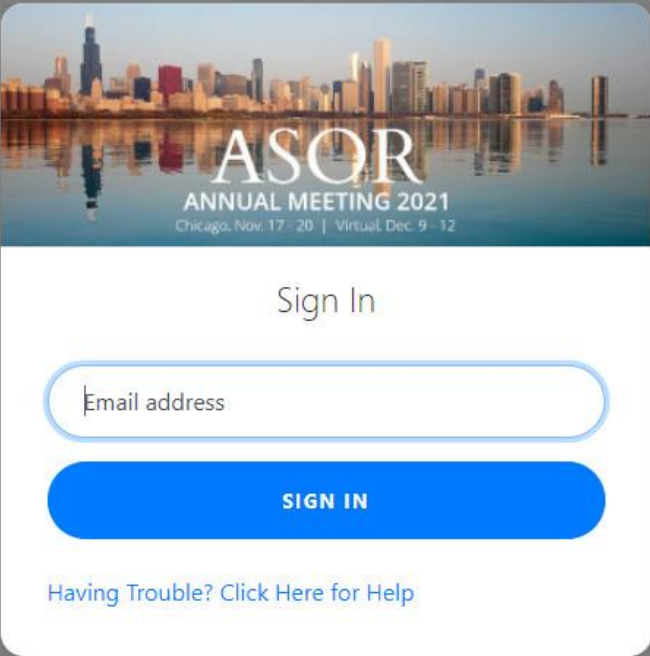
ASOR 2021-2022 ONLINE LIBRARY

ASOR's Online Library is an exclusive resource for scholars, students, and enthusiasts who want a master portal into the world of the ancient Near East and wider Mediterranean. The platform is already open to registrants of the 2021 Annual Meeting. Explore presentations, posters, and virtual museum tours from the 2020 Virtual Annual Meeting, the virtual component of the upcoming 2021 Annual Meeting (Virtual Component), and the entire archive of Friends of ASOR's monthly webinar series.

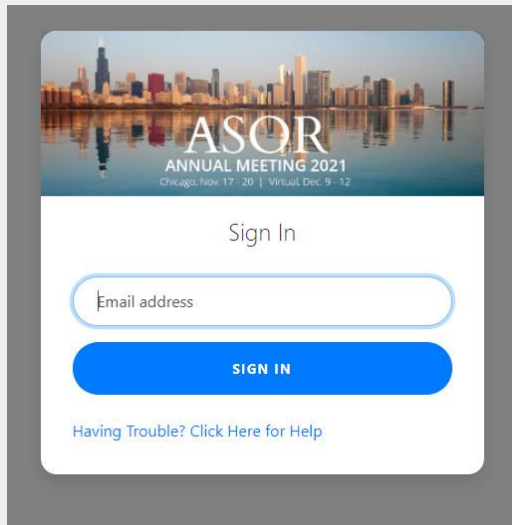


Logging into the Annual Meeting Platform

- If you see this screen, you are required to sign into your Annual Meeting account.
- Registrants are required to login with the e-mail (used to submit their ASOR abstract) when viewing the Schedule or when submitting a pre-recorded presentation for the first time.



The image shows a sign-in interface for the ASOR Annual Meeting 2021. At the top, there is a banner with a city skyline (Chicago) and the text "ASOR ANNUAL MEETING 2021" and "Chicago, Nov. 17 - 20 | Virtual, Dec. 9 - 12". Below the banner, the text "Sign In" is centered. Underneath, there is a white rounded rectangular input field with a blue border containing the placeholder text "Email address". Below the input field is a large blue rounded rectangular button with the text "SIGN IN" in white. At the bottom, there is a link that says "Having Trouble? Click Here for Help".



- After you enter your email address in the login form, you will receive an email asking you to confirm your account
- Click the link in your email to login and you will be redirected to ASOR's Online Library site, which includes the Annual Meeting 2021 platform with full access to all content on the site.
- ASOR recommends using Chrome to access the Online Library. For most users, the Online Library site will remember your IP address and not require you to login again. If not, please click on the link provided in your email to gain access.

Completing Login for ASOR's Online Library Platform

jaredkoller@asor.org via [secure-platform.com](#)
to jaredkoller ▾

Hi there,

Thank you for setting up your login for ASOR's Online Library. Please click the link below to login and access the platform:

[Click here to complete your login](#)

For any questions, please contact Jared Koller at jaredkoller@asor.org



ASOR ANNUAL MEETING 2021

Chicago: November 17-20 | Virtual: December 9-12

ASOR's 2021 Annual Meeting will have both in-person and virtual components. The in-person component will take place November 17-20 at the Hilton Chicago in downtown Chicago. The virtual component will take place online December 9-12. Paper sessions, poster sessions, and workshops will be a part of both components. View the lists below to see the sessions and workshops that are currently approved, and check back often for new additions.

Registration is open and the rates include participation in both the in-person and virtual components.

2021 Conference Information

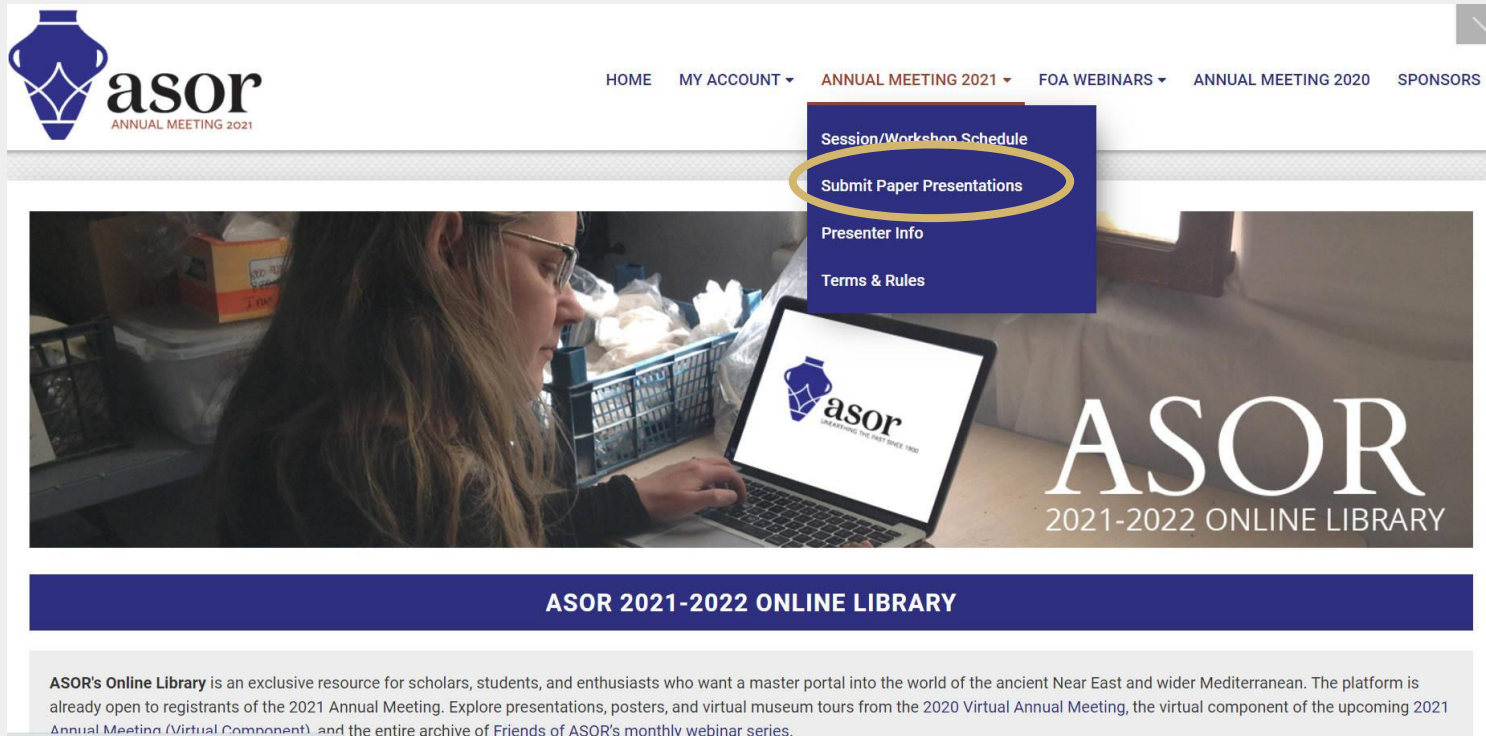
- 2021 Plenary Address by Morag Kersel
- 2021 Call For Papers
- 2021 Sessions & Workshops: Chicago
- 2021 Sessions & Workshops: Virtual

**Return to 2021 Annual Meeting
homepage to access content:**

<https://asor-virtual-meetings.secure-platform.com/a/page/am21>

Submitting your Recording

You can access the Submission Form through the drop-down menu under “Annual Meeting 2021”



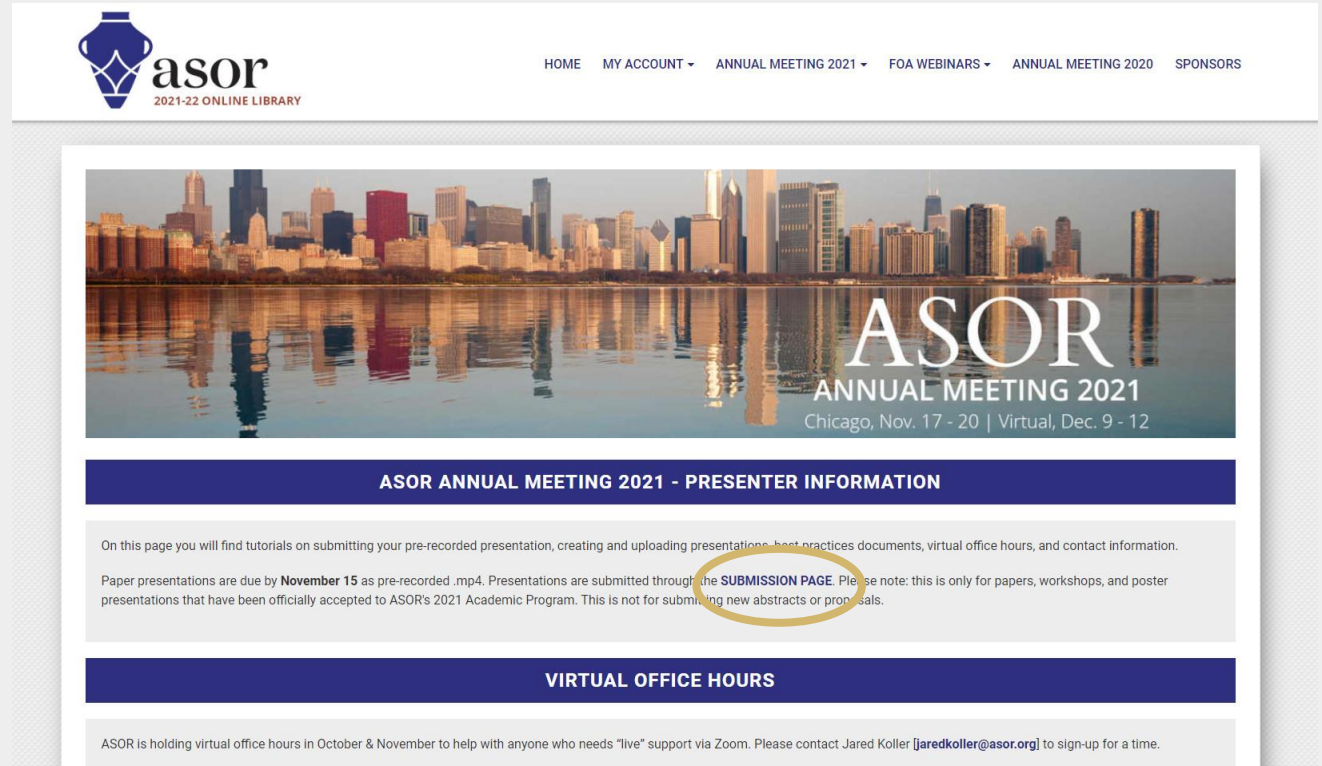
The screenshot shows the ASOR website interface. At the top left is the ASOR logo with the text "asor ANNUAL MEETING 2021". To the right is a navigation menu with links: HOME, MY ACCOUNT, ANNUAL MEETING 2021, FOA WEBINARS, ANNUAL MEETING 2020, and SPONSORS. A dropdown menu is open under "ANNUAL MEETING 2021", listing: Session/Workshop Schedule, Submit Paper Presentations (circled in yellow), Presenter Info, and Terms & Rules. Below the navigation is a banner image of a woman working on a laptop displaying the ASOR logo. To the right of the image is the text "ASOR 2021-2022 ONLINE LIBRARY". Below the banner is a dark blue bar with the text "ASOR 2021-2022 ONLINE LIBRARY". At the bottom is a text block describing the online library.

ASOR 2021-2022 ONLINE LIBRARY

ASOR's Online Library is an exclusive resource for scholars, students, and enthusiasts who want a master portal into the world of the ancient Near East and wider Mediterranean. The platform is already open to registrants of the 2021 Annual Meeting. Explore presentations, posters, and virtual museum tours from the 2020 Virtual Annual Meeting, the virtual component of the upcoming 2021 Annual Meeting (Virtual Component), and the entire archive of Friends of ASOR's monthly webinar series.

Submitting your Recording

You can also access the Submission Form through the “Presenter Information” section of the website



The screenshot shows the ASOR website header with the logo and navigation menu. The main banner features a city skyline with the text 'ASOR ANNUAL MEETING 2021 Chicago, Nov. 17 - 20 | Virtual, Dec. 9 - 12'. Below the banner is a dark blue bar with the text 'ASOR ANNUAL MEETING 2021 - PRESENTER INFORMATION'. The main content area contains text about submission tutorials and a circled link to the 'SUBMISSION PAGE'. At the bottom, there is a dark blue bar for 'VIRTUAL OFFICE HOURS' and a text block about virtual office hours.

HOME MY ACCOUNT ▾ ANNUAL MEETING 2021 ▾ FOA WEBINARS ▾ ANNUAL MEETING 2020 SPONSORS

asor
2021-22 ONLINE LIBRARY

ASOR
ANNUAL MEETING 2021
Chicago, Nov. 17 - 20 | Virtual, Dec. 9 - 12

ASOR ANNUAL MEETING 2021 - PRESENTER INFORMATION

On this page you will find tutorials on submitting your pre-recorded presentation, creating and uploading presentations, best practices documents, virtual office hours, and contact information.

Paper presentations are due by **November 15** as pre-recorded .mp4. Presentations are submitted through the **SUBMISSION PAGE**. Please note: this is only for papers, workshops, and poster presentations that have been officially accepted to ASOR's 2021 Academic Program. This is not for submitting new abstracts or proposals.

VIRTUAL OFFICE HOURS

ASOR is holding virtual office hours in October & November to help with anyone who needs "live" support via Zoom. Please contact Jared Koller [jaredkoller@asor.org] to sign-up for a time.

Filling Out the Submission Form

Please fill out the required fields in the submission form, including your

- Name
- Email you used to register
- Session Title
- Presentation Title *
- Permission questions

* Please note that the submission form is organized by the Presentation Title used during submission. If you have changed your title, please contact Jared Koller (Jaredkoller@asor.org) with assistance submitting your recording.



*** PRE-RECORDED PRESENTATIONS ARE
REQUIRED TO BE IN .MP4 FORMAT**

2021 Pre-recorded Presentation Submission Form

Please Note:
This is only for Papers and Workshop Presentations which have been officially accepted to ASOR's 2021 Academic Programs.
This is not for submitting new abstracts or proposals.

Your Information

Your Name *

Your Email *

Please provide your email in case we need to contact you about your recording

Session and Presentation

Session Title *

Presentation Title Dropdown *

Please start typing your presentation name to see a list of existing presentations.
You must select a presentation title from this list.
If you do not see your presentation in the current list, please contact Jared Koller with ASOR at jaredkoller@asor.org.

Select

Submission Upload

Upload Your File *

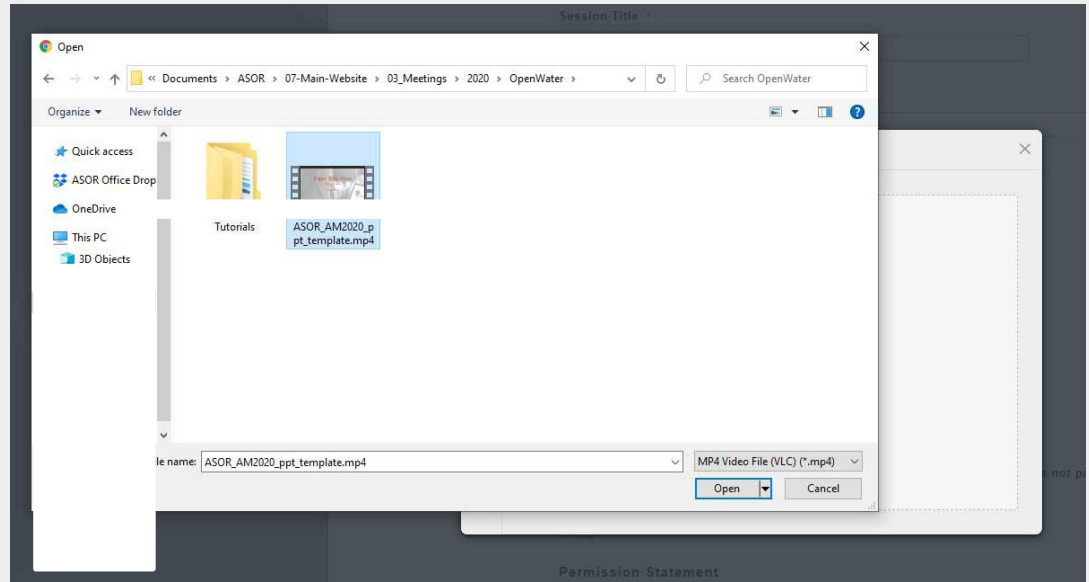
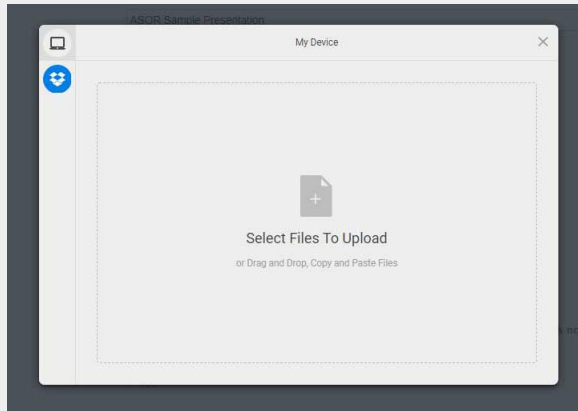
Please select your file type.
MP4 videos are preferred, but if you are unable to provide a video a PDF or PowerPoint is acceptable.

* Please note: you may see a "processing video" notification even after you have successfully uploaded your file. You may "Submit and Finalize" your submission as the processing wheel continues to roll.

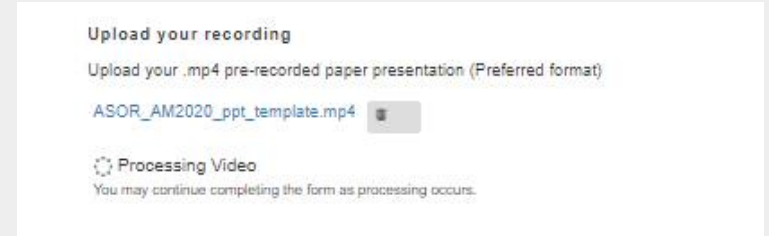
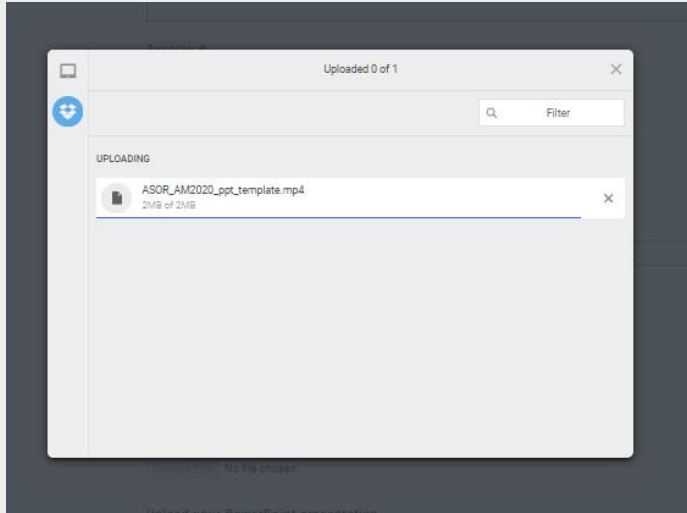
I have an MP4 video
 I have a PDF
 I have a PowerPoint Presentation

Additional Questions

SELECT AND UPLOAD YOUR .MP4 PRESENTATION FROM YOUR LOCAL COMPUTER OR CLOUD STORAGE



UPLOADING YOUR RECORDING MAY TAKE SEVERAL MINUTES TO COMPLETE

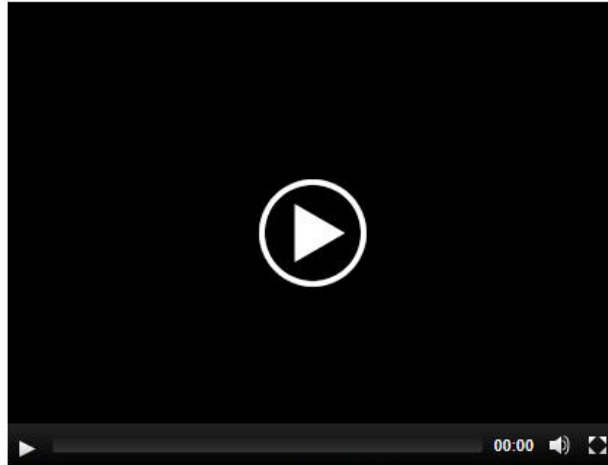


ONCE THE UPLOAD IS COMPLETE, YOU MAY VIEW THE RECORDING PRIOR TO SUBMITTING

Upload your recording

Upload your .mp4 pre-recorded paper presentation (Preferred format)

[ASOR_AM2020_ppt_template.mp4](#)



This is a low-res preview. Click on the filename above to view the original.

Finalizing Your Submission

May we share your presentation on ASORtv or any other platform at ASOR's sole discretion? *

- Yes
 No

Permission Statement *

By submitting your recorded paper presentation, (the "Presentation"), you agree that ASOR has permission to post your Presentation on our Virtual Annual Meeting (VAM) platform that is hosted by OpenWater.

You further acknowledge that ASOR has the right to edit your Presentation for length and style, and in any other manner that ASOR seems appropriate that is consistent with the purpose of our VAM.

ASOR will make reasonable efforts to obtain your input concerning any edits. By submitting your Presentation, you represent, warrant, and guarantee that:

(i) your Presentation and the abstract you submit for presentation are original and to the best of your knowledge and belief do not infringe upon or otherwise violate the copyrights, trademarks, trade names, trade secrets, patents, or other proprietary right of any person, and do not constitute defamation or libel or invade any person's rights of privacy or publicity;

(ii) you have the rights and permissions to present on the material proposed, to publish your submitted abstract, and to allow others (including ASOR) to publish your submitted abstract and facilitate your Presentation at the VAM.

If ASOR discovers after its acceptance that you do not have the rights you represent herein in any particular abstract, presentation or paper (or particular images or slides in a presentation, ASOR may at its sole discretion remove the slide or other content from the academic program and from the OpenWater platform or other platform that may host it.

ASOR reserves the right (at its sole discretion) to remove a paper or presentation from ASOR's program at any time if there is a conflict with ASOR policy or if ASOR is concerned about permissions or copyrights.

I Agree

Administrative Fields

Save

Save and Finalize

Complete the remaining fields in the form regarding permission to use content and select the "Save and Finalize" button to complete the submission



Press OK to Submit your application. You will not be allowed to make changes after submitting. Press Cancel to return to the application. You may also press 'Save' instead of 'Save and Finalize' to save and return later.

Cancel

OK

Note: You have already started an Application that is not yet complete.

Click here to review your past Submission(s)

Click here to begin a new Submission

Review pending and completed submissions
by selecting “Submit” in the top menu bar.